

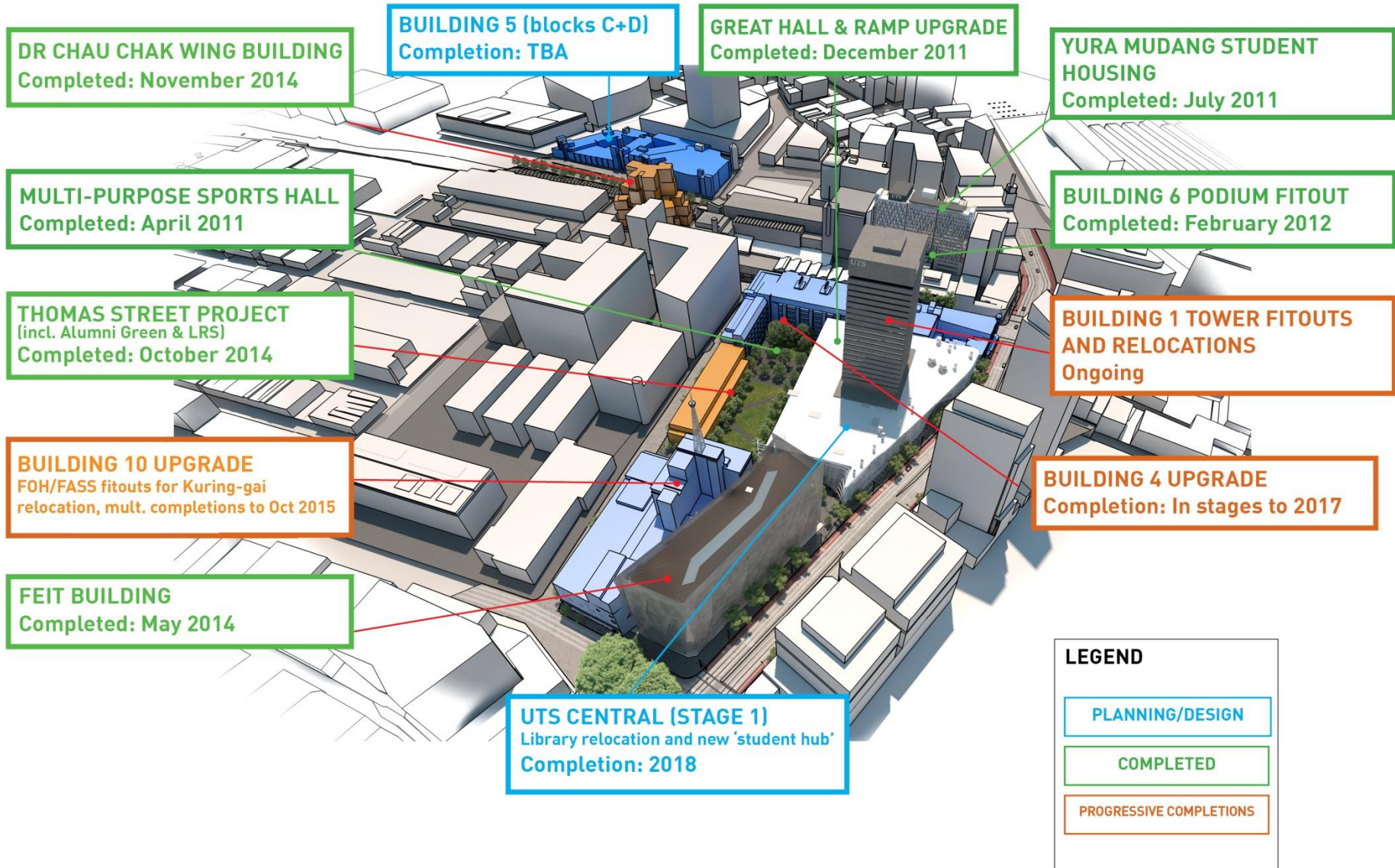


Power to the people !

ACTS Conference
Geelong 21st – 23rd October 2015

Danielle McCartney
Manager, Sustainability
University of Technology, Sydney

UTS CITY CAMPUS MASTER PLAN BREAKDOWN BY PROJECT TO 2018







UTS

NO LEFT TURN
BUSY
STREET









UTS: InProgress



LATEST NEWS



Looking Forward to the "Big Three"!

While 2011 was when the first new projects opened, 2012 has been defined by the rapid progress of the three largest projects proposed under the City Campus Master Plan.

The Dr Chau Chak Wing Building, Broadway Building and Thomas Street Project have all made remarkable progress. Take a brief look at the year that was...

[Read more](#)

MASTER PLAN REVIEW: BUILDING THE BIG VISION



Curious about how the Master Plan has tracked in 2012?

Watch the year in review and hear from the project teams that are on the ground.

[Watch the video here](#)

 [Have your say](#)

PROJECTS IN PROGRESS



BROADWAY BUILDING

The collapse of the tower crane on the Broadway Building site was a dramatic way to end 2012. But work on site is underway once again.

[Read more](#)



THOMAS STREET PROJECT

Christmas 2012 will be a quiet time for UTS's biggest hole but work resumes in 2013 on a project that will redefine the heart of UTS.

[Read more](#)



DR CHAU CHAK WING BUILDING

UTS has appointed Lend Lease's project management and construction business to build the Dr Chau Chak Wing Building.

[Read more](#)



BUILDING 10 LIFT UPGRADE

UTS held a staff/student information session to provide an update on the upgrade program, and address concerns about recent poor performance.

[Read more](#)

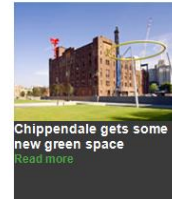


TOWER CORE UPGRADE

With 2012 at an end, the Stage 1 upgrade of Building 1's troublesome lifts remains on track for completion in February 2013.

[Read more](#)

POINTS OF INTEREST



Chippendale gets some new green space

[Read more](#)



Master Plan Survey winners announced

[Read more](#)



Vision for Darling Harbour announced

[Read more](#)

Want to find out more?

UTS is creating one of the most vibrant, cutting-edge campuses in Australia. See exclusive content on the campus of the future and have your say by joining the City Campus Master Plan facebook page.

Visit our website

 [Have your say](#)



Project Updates

From: Kiera Leggerit
 To:
 Cc:
 Subject: Broadway Building Update 15 June 2012

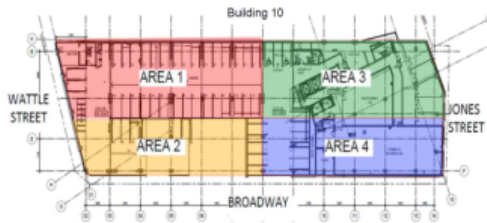
Morning all;

As noted in last week's update this has been a quiet week following the long weekend, industry RDO and the workers planned march to the rally against proposed state government R.I.P flag flying from cranes throughout the CBD (including ours), which was a mark of respect for people who have died in the construction industry.

Staff Forum

A staff forum presentation and morning tea will be held on **Thursday 21st June from 10:30am to 12:00pm in CB02.03.17** a formal invite will be issued under separate cover showing Marshall and Lend Lease on the updated design and construction phase of the project including important updates on upcoming noise and disruption to occupants of CB10.

A general update follows below:



GENERAL DISRUPTIVE WORKS

Activity	Level	Area	Impact	Duration
1) LL Crane Crew continue material handling to all areas of Site general crane noise	B4, B3, B2, B1	ALL	Medium	7am to 5pm
2) Continue install form work to areas 1&2 B1 and L00 Medium Noise using power tools/general hammering etc	B1 & L00	1	Medium	7am to 5pm
3) Pour concrete to B1 Area 1 & 2 Thursday	B1	2	Medium	7am to 3pm
4) General Site deliveries, and concrete deliveries medium noise	Jones Street	Jones Street	Medium	7am to 5pm
5) Pour concrete to columns and walls Wednesday areas 3&4 B4	B4	3&4	Medium	7am to 5pm

THE WEEK AHEAD

- The two remaining 13 tonne excavators will be lifted out of site via a mobile crane on the weekend leaving only a smaller 5 tonne excavator to complete the remainder then the rock hammering should be largely completed.
- Formwork and reinforcement installation will continue as per above table.
- Any remaining excavated material will be put into bins and lifted out using the crane.
- As per above table formwork and reinforcement including anchors for post tensioning should be complete in Area 1 by mid week to allow pouring the first portion

Some photos below of progress this week for your information!

Formworkers installing B3 formwork (Left), installed formwork for B3 (right)





View from Western scaffold (left), delivery of formwork via crane and new eastern scaffold stair (right)



Staff welcome packs

WELCOME TO BUILDING 11
HOME TO ENGINEERING & IT
GATEWAY TO THE CITY CAMPUS



YOUR NEW BUILDING

Building 11, also known as the Engineering & IT Building, is the single-largest facility to be constructed under UTS's City Campus Master Plan.

It accommodates the Faculty of Engineering and IT, along with the majority of its specialist facilities, for the first time in the faculty's history.

Rising 13 storeys above the ground, the building, designed by Melbourne-based architects Denton Corker Marshall, is the dramatic new gateway to downtown Sydney and UTS's City Campus. The building's soaring "binary screen", named for the pattern of 1s and 0s, make it a local landmark.

On the inside, a range of state-of-the-art teaching and learning spaces feature the latest technology and facilitate collaboration and practice-based learning. The future of research is also at hand, with leading-edge research facilities, like the Disruptive Design Lab and Data Arena, the most advanced 3D data visualisation centre in Australia.

The building is targeting a 5-Star Green-Star rating. A roof-mounted wind turbine, solar panels and solar concentrating troughs feed into the building's "micro-grid" to generate power for various laboratories and classrooms. Internal sensors placed throughout the building, internally and within the concrete, monitor air quality, sound, vibration, concrete ion erosion and movement of the structure. This "living lab" data will be used for teaching and research.

Staff welcome packs

YOUR NEW WORK ENVIRONMENT

1. GETTING ACCESS TO A ROOM OR OFFICE

Rooms in Building 11, including back-of-house office areas and most teaching spaces, are now accessed using the new UTS Staff Cards. To access a room, simply swipe your card across the card reader located next to the door. Cards have been pre-programmed to ensure you can access relevant areas. You should contact Security on ext. 1192 if you have any difficulties. Detailed information on the new staff cards is available on Staff Connect.

2. ADJUSTING YOUR WORKSTATION AND CHAIR

All desks in Building 11, including those in offices, are adjustable, using a mechanical lever. Likewise, chairs can be adjusted to meet your particular requirements.

You should set up your workstation and chair using the guidelines on the Building 11 Staff Connect page. It really will make a difference to your comfort levels.

3. COMMON AREAS AND KITCHENS

There is one staff-only and one shared kitchen per floor on levels 6–12. The FEIT staff common area is on level 9. Smaller student kitchenettes can be found adjacent to selected informal learning spaces.

4. WORKING IN AN OPEN-PLAN ENVIRONMENT

Open-plan work areas are industry-standard and a key part of all major new buildings and fitouts at UTS. They promote collaboration and are also a better use of limited space. However, they can be noisier and you should schedule meetings or long phone calls in meeting rooms or informal lounge areas. Please be respectful of colleagues and keep an eye out for workplace guidelines.

5. MEETING ROOMS

Bookable meeting rooms are available on each floor from levels 6–12. These are complemented by informal lounges for meeting students or quick discussions. To find out how to book a meeting room, visit the Building 11 Staff Connect site.

6. UTS CLEANS UP



UTS Cleans Up is a new initiative to reduce waste, increase recycling and save money. Under-desk bins have been removed and replaced by central bins. Cleaners will empty all central red bins on a daily basis and green bins on a twice-daily basis.

You will need to take your garbage and food waste to the central bins. This is easy to do when you are next making a tea or taking a break. Food waste goes in the green bin and general waste goes in the red bin. Paper recycling goes in dark-green/blue-lid bins. Staff will have the option of using a "desktop litterbox", provided by UTS.

Green waste is converted to bio fuel and composted. General waste is sorted off site, with over 80% of materials recycled.

FIXING COMMON ISSUES

UTS has worked closely with consultants and contractors to ensure that Building 11 is a great place to work and study. However, constructing, moving into and operating a new building is a highly complex task. Things can go wrong, especially just after occupants have moved in. Here are some common issues and the best way to fix them.

If you note any defects with the building, such as broken lights or leaks, you should log a maintenance request on Ext. 7476 as it is probably an issue that the builder will need to address as part of their contractual obligations.

1. COMPUTER, TELEPHONE OR PRINTER ISSUES

Contact IT on ext. 7922 for assistance.

2. AIR-CONDITIONING

All air-conditioning is efficiently supplied via an under-floor system. Air-conditioning can be adjusted in most individual offices and open-plan workspaces via dedicated air-conditioning consoles on the wall. You should read the detailed instructions on the Building 11 site.

For major air-conditioning faults, contact Ext. 7476 or 7477. Please bear in mind that getting the temperature right is always a challenge in new buildings as it can take some time to fine tune the systems. The builder has an obligation for the first 12 months following the building's completion to fix and fine tune the air conditioning (as well as other building issues).

3. REDUCING GLARE


The building is mainly south-facing, which minimises the amount of direct sunlight it receives. The building's "Binary Screen" also acts as a shade screen, reducing glare.

Manual roller blinds have been installed on spaces along the north and west facades.

4. REPORT A HAZARD, ACCIDENT OR INCIDENT

If an accident or incident (including a near miss) occurs at UTS it must be reported. At UTS, the hazard, accident and incident reporting process is facilitated using the HIRO (Hazard and Incident Reporting Online) system.

If immediate first aid is required, you should call UTS Security on Ext. 6 or 1800 249 559 or locate the closest first aid officer.



Building User Guides (BUGs)

Table of Contents

1.0	Introduction	1
1.1	Purpose of this Document	1
1.2	Building Scope	1
1.3	How to Use this Guide	1
2.0	Energy & Environmental Strategies	2
2.1	Strategies	2
2.2	Resulting Economic & Environmental Savings	4
2.2.1	Predicted Energy Savings over Benchmark	4
2.2.2	Predicted Water Savings over Benchmark	4
3.0	Monitoring and Targeting	5
3.1	Building Monitoring	5
3.1.1	Strategy for Metering and Sub-Metering	5
3.2	Building Targets	5
3.2.1	Energy	5
3.2.2	Water	6
3.2.3	Indoor Environment Quality	6
3.2.4	Waste	6
4.0	Building Services	6
4.1	Mechanical Services	6
4.1.1	Ventilation	6
4.1.2	Heating System	7
4.1.3	Cooling System	8
4.1.4	Energy saving features of the Heating Ventilation Air-Conditioning (HVAC) System	9
4.2	Electrical Services	10
4.2.1	Electrical Power System	10
4.2.2	Energy Saving Features of the Electrical System	10
4.3	Lighting System	11
4.3.1	Internal Lighting	12
4.3.2	External Lighting	12
4.3.3	Emergency Lighting	12
4.3.4	Energy saving features of lighting services	12
4.4	Domestic Hot Water	13
4.4.1	Energy saving strategies of Domestic Hot Water System	13
4.4.2	Rainwater Harvesting Systems	13
5.0	Transport Facilities	14
5.1	Public Transport	14
5.2	Cyclist Facilities	14
5.3	Car Parking	15
5.4	Carpooling	15
6.0	Materials and Waste Policy	16
7.0	Expansion/Re-fit Considerations	17
7.1.1	Energy	17
7.1.2	Water	17
7.1.3	Indoor Environment Quality	17
7.1.4	Materials	17
7.1.5	Further Guidance	17
7.1.6	GBCA Clean Up Your Business Guide	18
8.0	References and Further Information	18

9.3 Public Transport

Buses & Trains – The UTS Thomas Street building is located within the City campus of UTS, and it is less than 500 metres from Central Railway Station.

The City campus is located close to bus, rail and light rail services, including the major Central train station and the Railway Square Bus interchange. (Please refer to the below map).

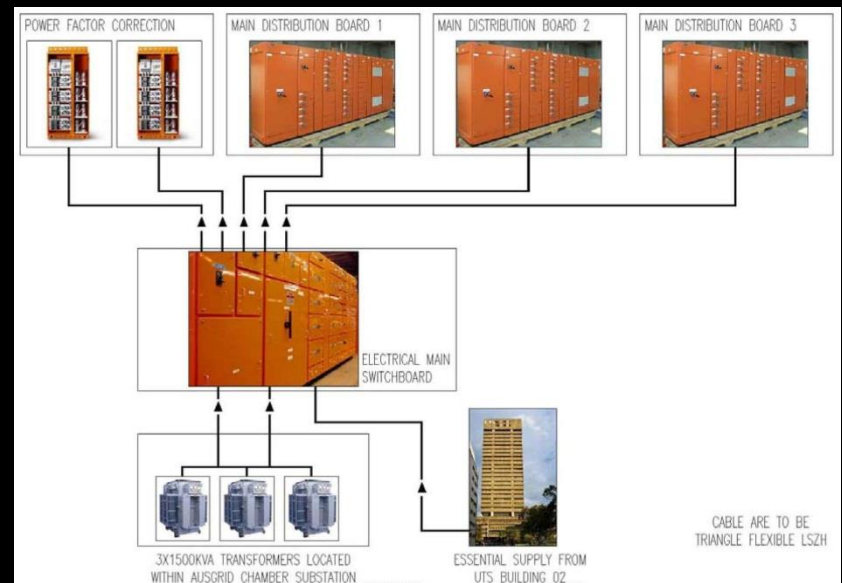
Timetables can be accessed from www.131500.com.au



Building Maintenance Guides (BMGs)

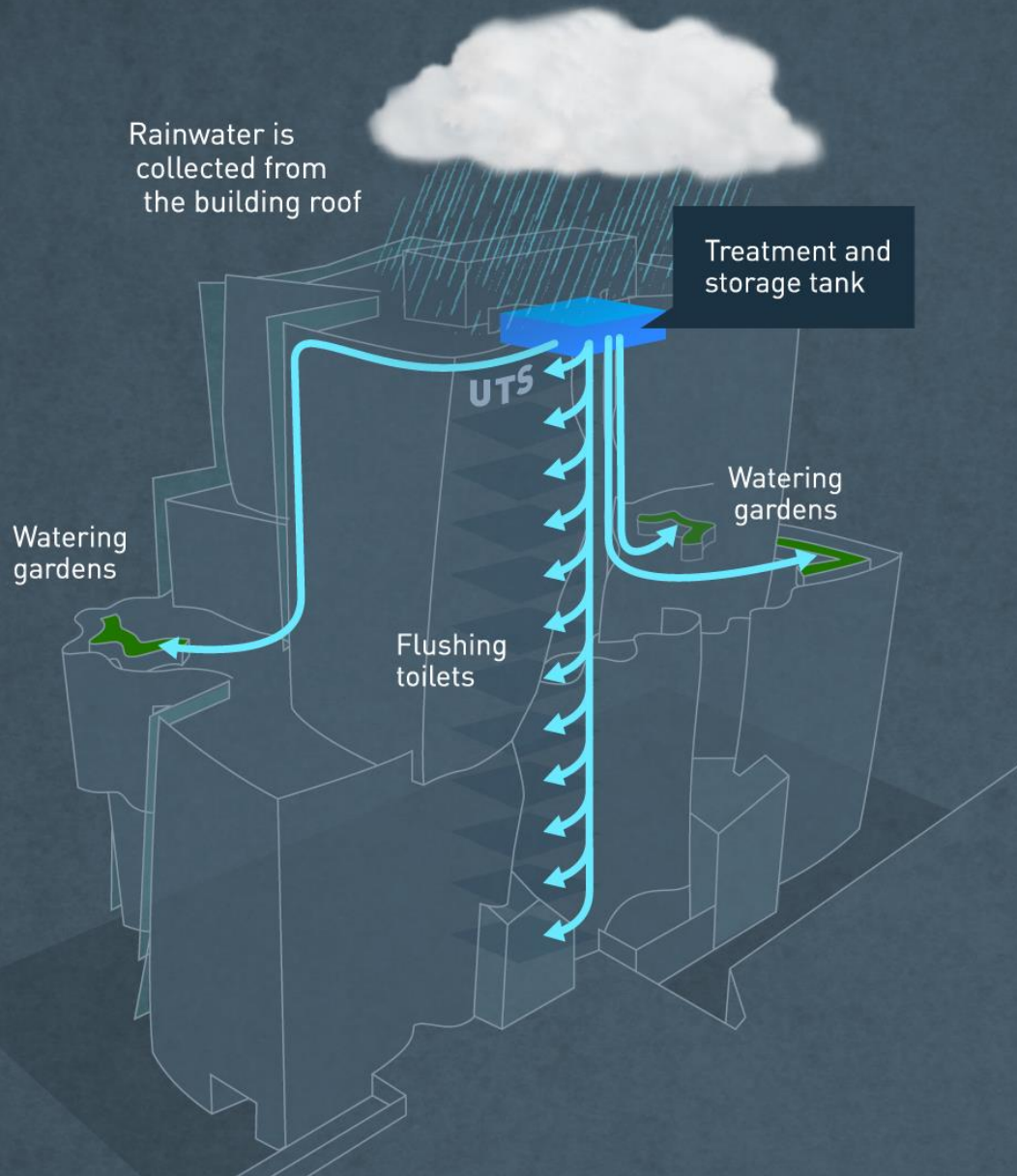
Table of Contents

Executive Summary	1
1.0 Introduction	2
1.1 Environmental and Health Mission Statement	2
1.2 Overview of the UTS Dr Chau Chak Wing Building	2
2.0 Types of maintenance regimes	3
2.1 Introduction	3
2.2 Reactive maintenance	3
2.3 Preventive maintenance	3
2.4 Predictive maintenance	4
2.5 Reliability Centred Maintenance (RCM)	4
3.0 Key maintenance recommendations	5
3.1 Develop a reliability centred maintenance program	5
3.2 Provide staff training	5
3.3 Collect and analyse monitoring and metering data	5
3.4 Document maintenance activities	6
3.5 Improve management awareness of the importance of building maintenance	6
4.0 Access and maintenance of key building features	7
4.1 General	7
4.2 Relevant standards and legislation	7
4.3 External Building Fabric	7
4.3.1 Access	7
4.3.2 Maintenance	7
4.4 External Facade System	8
4.4.1 Access	8
4.4.2 Maintenance	11
4.5 Mechanical services	11
4.5.1 Chillers	11
4.5.2 Boilers	12
4.5.3 Air Handling Units	12
4.5.4 Fan Coil Units	13
4.5.5 Pumps	14
4.5.6 Fans	14
4.5.7 Filters	15
4.5.8 Ductwork	15
4.5.9 Building Management System (BMS)	16
4.6 Electrical services	16
4.7 Lift services	17
4.8 Hydraulic services	17
4.9 Ventilation	17
4.10 Internal glare and blockout blinds (Glare control)	18
4.11 Lighting systems	18
4.12 Opening of windows	18
4.13 Heating control	19
5.0 References	1



Sustainability information screens

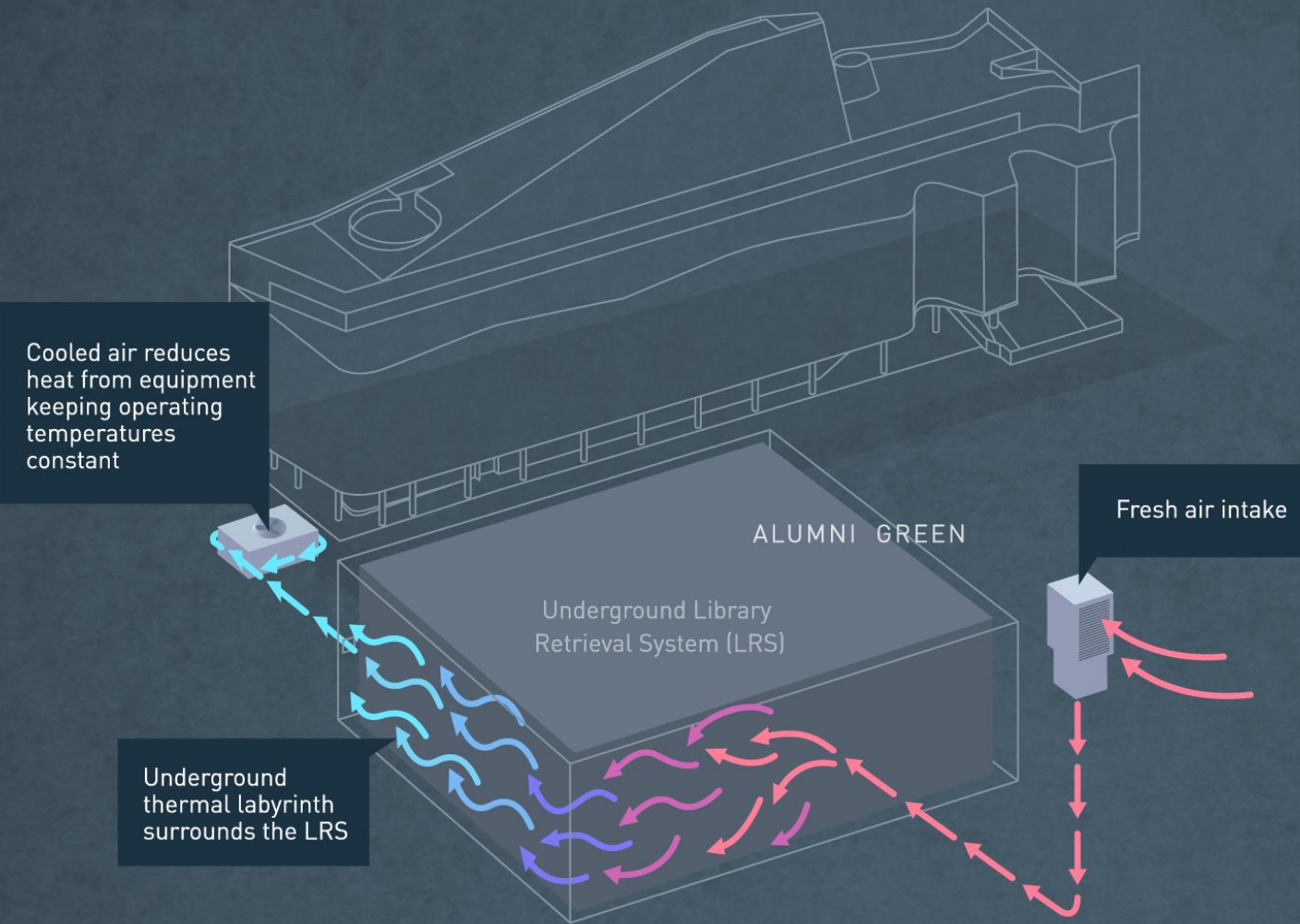





Collecting Rainwater

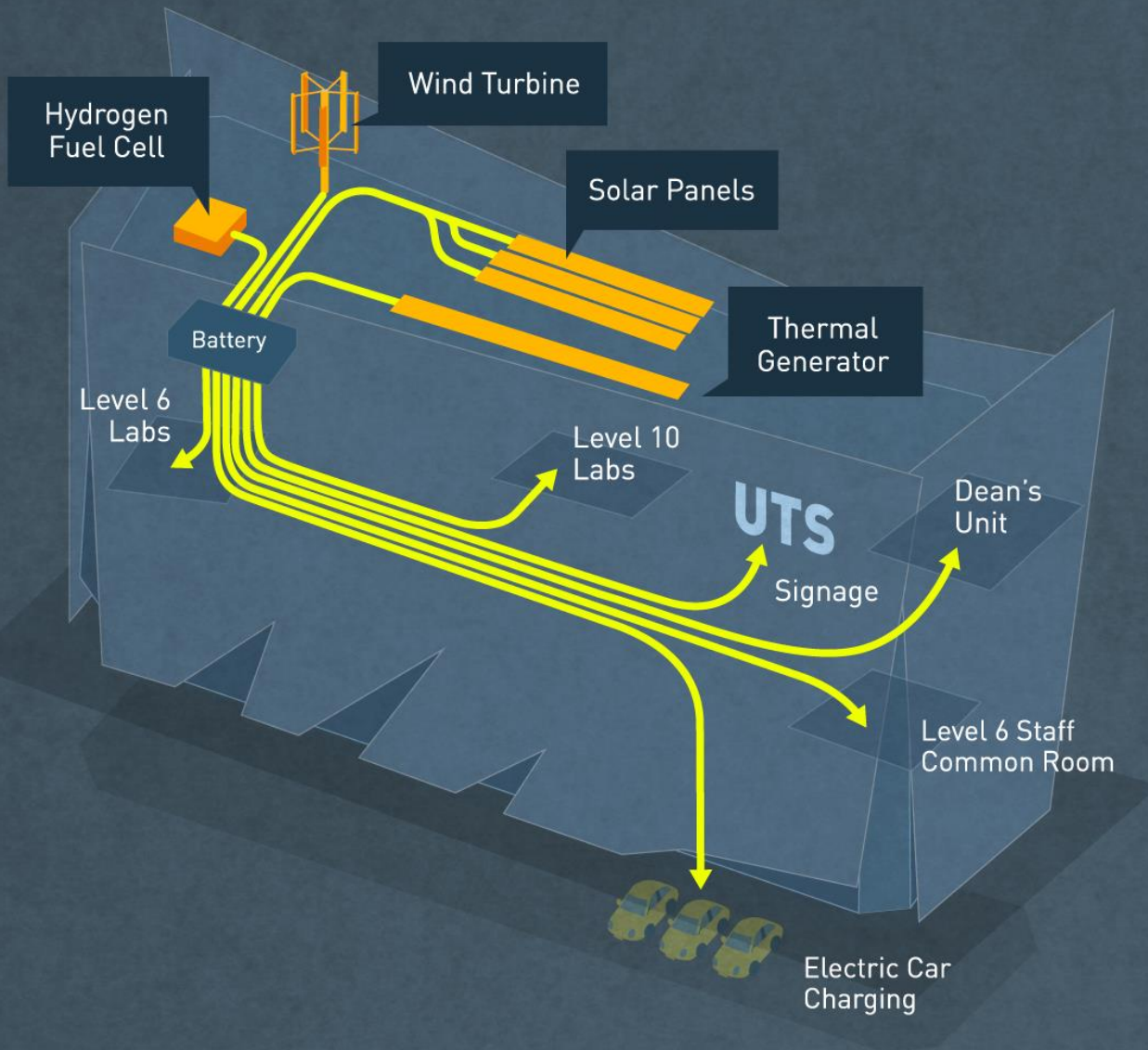
Thermal Labyrinth

The 'thermal labyrinth' is a chamber below Alumni Green that makes use of the natural temperature difference below ground to cool fresh air for use in the building's basement plant room, reducing running costs.





Sustainable Energy



The energy currently being used on this floor of the building is equal to

37 Tour de France cyclists



This is a demonstration using sample data. Actual data will be used when the building is fully operational and occupied

56kWh

15th lap

If all the renewable energy generated in this building was powering a single electric car, it would currently be one quarter into its 15th lap around Australia.

Current total energy input: 23kWh



Car speed: 66 km/h



Sustainable building tours



Sydney Open 2015

**SYDNEY
OPEN**

SUNDAY
1 NOV 2015

ABOUT 2015 BUILDINGS PLAN YOUR DAY BUY TICKETS



JUMP TO MAP ↓

UNLOCK THE CITY

Buy your Sydney Open City Pass by 16 October for the chance to win a Golden Ticket.

BUY NOW



THE GREAT SYNAGOGUE

166 Castlereagh Street, Sydney



THE MINT

10 Macquarie Street, Sydney



THE OLD CLARE HOTEL

1 Kensington Street, Chippendale



THE STEPS CENTRAL PARK

6 Central Park Avenue, Chippendale



UTS DR CHAU CHAK WING BUILDING, UTS BUSINESS SCHOOL

Building 8, level 2, 14–28 Ultimo Road, Ultimo



UTS FACULTY OF ENGINEERING AND IT BUILDING

Building 11, 81 Broadway, Ultimo



UTS FACULTY OF SCIENCE AND GRADUATE SCHOOL OF HEALTH BUILDING

Building 7, 638 Jones Street, Ultimo




UTS TOWER

Building 1, 15 Broadway, Ultimo

Sustainable building fact sheets



Faculty of Science and Graduate School of Health Building (CB07)



SUSTAINABLE DESIGN FEATURES

- Awarded a **6 Star Green Star Design** rating Certified by the Green Building Council of Australia.
- **Natural daylighting** provided via innovative architectural solutions e.g. portholes, skylights, oculus, light well.
- **High performance glazing**; insulated double glazing with low emissivity coating to reduce heat transfer.
- **Adjustable blinds** minimise glare.
- **Building cladding made from over 75% recycled glass.**
- **Energy efficient building services**; air handling units & fan coil units with Carbon Dioxide & Volatile Organic Compound (VOC) sensors, timers & individual controls. **Efficient floor displacement ventilation** in the lecture theatre.
- **Thermal labyrinth** around Library Retrieval System cools fresh air for supply to basement plant room, reducing running costs.
- Heated & chilled water supplied from CB01 **Central Thermal Plant.**
- **Roof-top solar hot water** technology.
- **Energy efficient LED & T5 lighting**, zoning & controls.
- **Highly visible internal staircases** function as "bump space" to connect people, reduce lift energy use & improve health & wellbeing.
- Energy & water sub-meters connected to **campus-wide Energy Management System.**
- The building is a "living lab"; students are able to access data from **meters & sensors** monitoring indoor air quality & part of the Level 8 roof is dedicated to tree research.
- **Real-time sustainability performance data linked to digital screens** in public areas.
- **Water bottle refill stations & drinking fountains** on every floor.
- **Water efficient fixtures** e.g. toilets, hand basin taps, waterless urinals.



SUSTAINABLE DESIGN FEATURES



- **Green roof** provides recreational space, insulates the building, improves air quality, provides habitat for plants & animals, & absorbs, filters & cleans stormwater run-off.
- **Rainwater capture, treatment & re-use** to supply the building's toilets, green roof & landscaping.
- **Capture, treatment & re-use of fire system test & maintenance drain-down water.**
- **Improved Indoor Environment Quality** through selection of materials, furniture, flooring, paints, adhesives & sealants & carpet with zero or low VOCs & use of composite wood products with zero or low formaldehyde content.
- **Low environmental impact flooring, joinery & loose furniture.**
- **Timber re-used, recycled or from certified sustainable sources.**
- **Steel sourced from environmentally responsible steel manufacturers.**
- **Green concrete**; a proportion of cement substituted with flyash (a waste product from power stations).
- **Polyvinyl Chloride (PVC) products avoided where possible.**
- **Zero Ozone Depleting Potential refrigerants & insulants.**
- **98% of construction waste recycled.**

PROJECT TEAM

OWNER
University of Technology, Sydney

PROJECT MANAGERS
Savills + University of Technology, Sydney

ARCHITECT
Bligh Voller Nield /
Durbach Block Jagers

ESD / GREEN STAR + MECHANICAL + ELECTRICAL
Steensen Varming

CONTRACTOR
Richard Crookes Constructions

green building council australia



Education Design v1 2015

FAST FACTS

SIZE	
Gross Floor Area	13,800m ²
Useable Floor Area	8,900m ²
8 levels	3 basement + 5 floors + plant + roof

COST	
Project cost	\$154M (includes Alumni Green + Library Retrieval System)


DATES	
Start date (demolition)	December 2007
Early works completion	October 2012
Main works completion	October 2014
Official opening	27 th April 2015

UTS:GREEN

think green do.


www.green.uts.edu.au

Sustainable building videos



green.uts.edu.au

Buildings and campus are “living labs”



Campus Energy Management System

University of Technology Sydney
Building 8 - Dr. Chau Chak Wing

Energy Management System

The navigation menu features a central circular image of Building 8. Four buttons are arranged around it: 'Electricity' (lightbulb icon), 'Gas' (flame icon), 'Water' (water drop icon), and 'Building Summary' (person icon).



Earth Hour

UTS: GREEN



EARTH HOUR

Enter and win! Register your floor and spread the word. Save energy at UTS during the week of 23- 29 March and win great prizes.

COMETITION

CATEGORIES:

- **1st** – The floor that reduces power consumption by the biggest percentage - ie. your floor's Earth Hour week compared to your average.
- **2nd** – The floor saving the most overall kwh of electricity.
- **3th** – The floor with the most people participating.



Prizes:

- **1st** - \$500 donation to a cause/charity/uni club of your choice.
- **2nd** - \$250 donation to a cause/charity/uni club of your choice.
- **3rd** - Hamper of Fair Trade chocolates and treats.

Register:

Register your building's floor and UTS Green will record that floors electricity consumption over the week. We'll also provide free tips and resources throughout the week (and maybe a few incentives) on how to save energy at UTS. All you have to do is spread the word to colleagues and peers and start flicking stuff off - lights, computers, electrical equipment, shavers, curling tongs, can openers, heaters, whatever.....

For more information or to register email Seb.crawford@uts.edu.au

For more information:

www.green.uts.edu.au



UTS CRICOS PROVIDER CODE: 00099F
UTS IS A U.S. JOB BY 1963 (2016) UNIVERSITY
IMAGES SUPPLIED BY THE CONGO APPEAL, INC.

Tower	2 nd
Bon Marche	4 th
Science	1 st
Markets	8 th
Peter Johnson	6 th
Broadway	3 rd
Jones Street	7 th
Chau Chak Wing	5 th

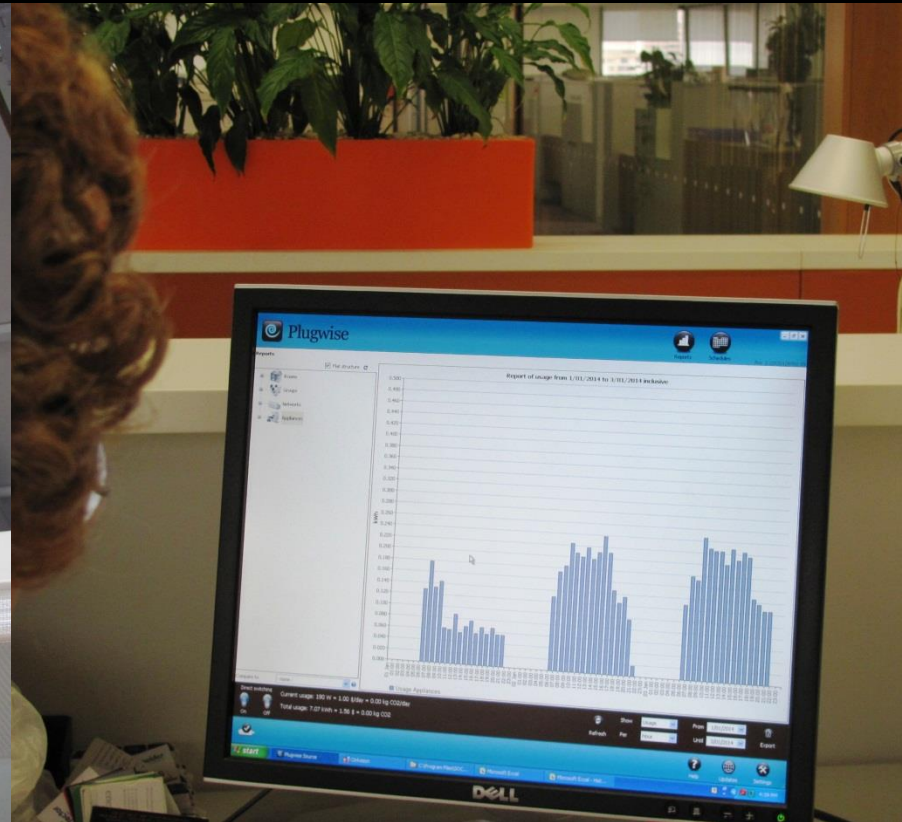
2015 Sustainability Stakes
the race to reduce your use

TRACK CONDITIONS: GOOD
FAVOURITE: BROADWAY
LAST YEAR'S WINNER: BON MARCHE

Time Remaining
05:17:26



Plugwise



Flick me off !



think green do.

 UNIVERSITY OF TECHNOLOGY SYDNEY

Flick me off.

UTS:GREEN
Staff
Network

think green do.

 UNIVERSITY OF TECHNOLOGY SYDNEY

Flick me off.



Do your bit Flick the switch

More information
UTS Green
(02) 9514 9087
green.uts.edu.au


It's an old myth that leaving the lights on uses less energy than switching off and on again.

- Today's technology uses the equivalent of only a few seconds power. If a room is empty for more than 5 minutes, switch off.
- UTS has an ambitious target to cut greenhouse gas pollution by 30% by 2021. Do your bit, flick the switch.
- Encourage friends and colleagues to do the same.


The GSN is an Initiative of UTS:Green
UTS:GREEN



Visible stairs



Burn calories not coal !



End of trip facilities



Ride to UTS day



UTS Cleans Up



FOOD WASTE

- ✓ Coffee grounds
- ✓ Tea bags
- ✓ Bread
- ✓ Meat
- ✓ Cheese
- ✓ Rice
- ✓ Vegetable and fruit scraps
- ✓ Indoor plant leaves
- ✓ Flowers

- X NO food containers
- X NO plastic bags
- X NO packaging
- X NO coffee cups
- X NO tissues or wet paper towels.

If you can't eat it then don't put it in the food bin.

GENERAL WASTE

General waste and recyclable containers in this bin, to be sorted for recycling.

- ✓ Plastic, metal and glass containers and bottles
- ✓ Milk cartons and poppers
- ✓ Coffee cups and lids
- ✓ Packaging, such as chip packets or food wrapping
- ✓ Stationery, such as pens, ring binders or CDs
- ✓ Wet or soiled paper
- ✓ Tissues and paper towels
- ✓ Pizza boxes.

PAPER RECYCLING

- ✓ Plain and coloured paper
- ✓ Gloss paper
- ✓ Shredded paper
- ✓ Envelopes
- ✓ Paper folders
- ✓ Dividers and document wallets
- ✓ Cardboard boxes
- ✓ Magazines
- ✓ Newspapers
- ✓ Books
- ✓ Cardboard and paper bags

- X NO coffee cups
- X NO dirty food wrappings
- X NO tissues or wet paper towels
- X NO pizza boxes.

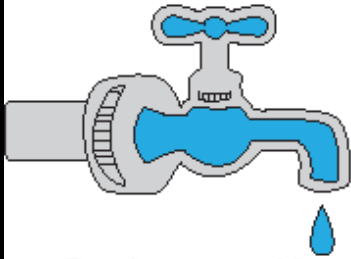


There are separate bins for specialist items such as **batteries, e-waste, Styrofoam, cartridges and construction waste** around the University. Visit www.utscleansup.uts.edu.au for more information.

Bubblers and drinking fountains



Refill It !



Get creative and win \$1000!

Help UTS kick the bottled water habit

Design a mechanism or campaign to encourage students and staff to refill.
Maybe a funky bottle, a game or an app, or a business idea!

Competition open to all UTS students (including those graduating in 2013).

1st prize \$1000 voucher

2nd prize \$500 voucher

And up to 10 commended prizes of \$200 voucher's each.

Competition closes: Tuesday April 2, 2013

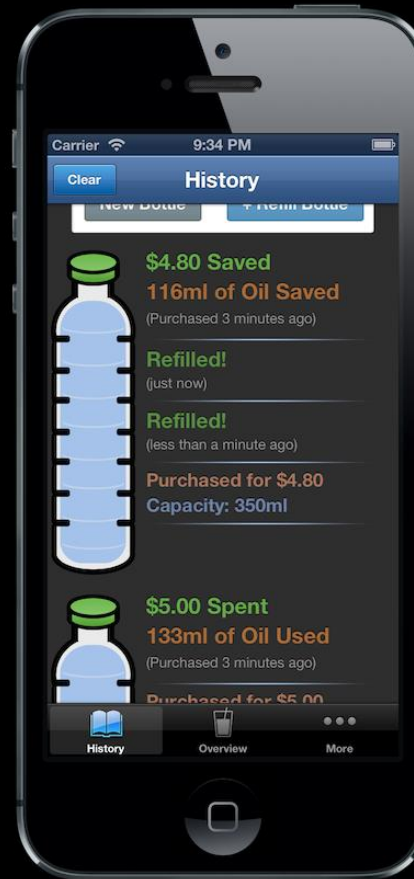
TO ENTER: Read the competition guidelines at www.doiop.com/uts-refill-it



DID YOU KNOW?

Bottled water produces plastic waste, consumes valuable resources and costs 2,500 times more than pure, wholesome, cool Sydney tap water.

A full list of water filling stations around campus is at www.green.uts.edu.au



Think.Drink.Do



THINK DRINK DO

SNAP A SELFIE AND WIN!

1. Take a selfie while using a drinking fountain or water bottle refilling station around campus
2. Upload your selfie onto Instagram or Twitter with the hashtag #UTSThinkDrinkDo
3. Follow UTS:GREEN, UTS Orientation and UTS:SD on social media to see if you have won!

Prizes include:

- Bottle Stickers
- \$30 Covid-19 Bookshop vouchers
- Drink bottles
- And more!

Competition runs from **9 - 27 of February**. Prizes are awarded each Friday for the best selfies of the week.

For more information visit <http://thinkdo.com.au/thinkdo>

Help reduce plastic bottle waste, save money, and spread the word - Sydney tap water is great to drink. Think Drink Do is brought to you by **UTS:GREEN** UTS:Orientation



tap[®] drink to a sustainable future

tap[®] is the original eco water



Questions ?

